

SYNCRO

DESIGN CONTEMPORANEO

gres fine porcellanato

SYNCRO

DESIGN CONTEMPORANEO


gres fine porcellanato
FINE PORCELAIN STONEWARE

Syncro è la nuova collezione in gres fine porcellanato che Century ha creato per esaltare nei minimi dettagli e con eleganza ogni realizzazione. Bellezza e durata senza tempo per pavimenti e rivestimenti e finiture dalla spiccata connotazione contemporanea. Uno studio attento per interpretare con personalità e perfezione materica ed estetica i singoli ambienti indoor ma anche le realizzazioni outdoor di grande prestigio. La collezione opera in assoluta sintonia con l'emotività architettonica degli ambienti, cui conferisce un aspetto sofisticato, una bellezza vivibile.

Syncro is the new fine porcelain stoneware tile collection created by Century to bring emphasis and elegance to every detail of any space. Beautiful, durable and timeless floors, walls and finishes with a definite contemporary style. The collection is the result of a careful study to interpret with personality and material and aesthetic perfection both indoor rooms and stylish outdoor spaces. It has been created to harmonise seamlessly with the architecture of each space to which it provides a sophisticated, beautiful and liveable look.




• White..... p. 04



• Dark p. 10



• Grey p. 16



• Natural p. 20

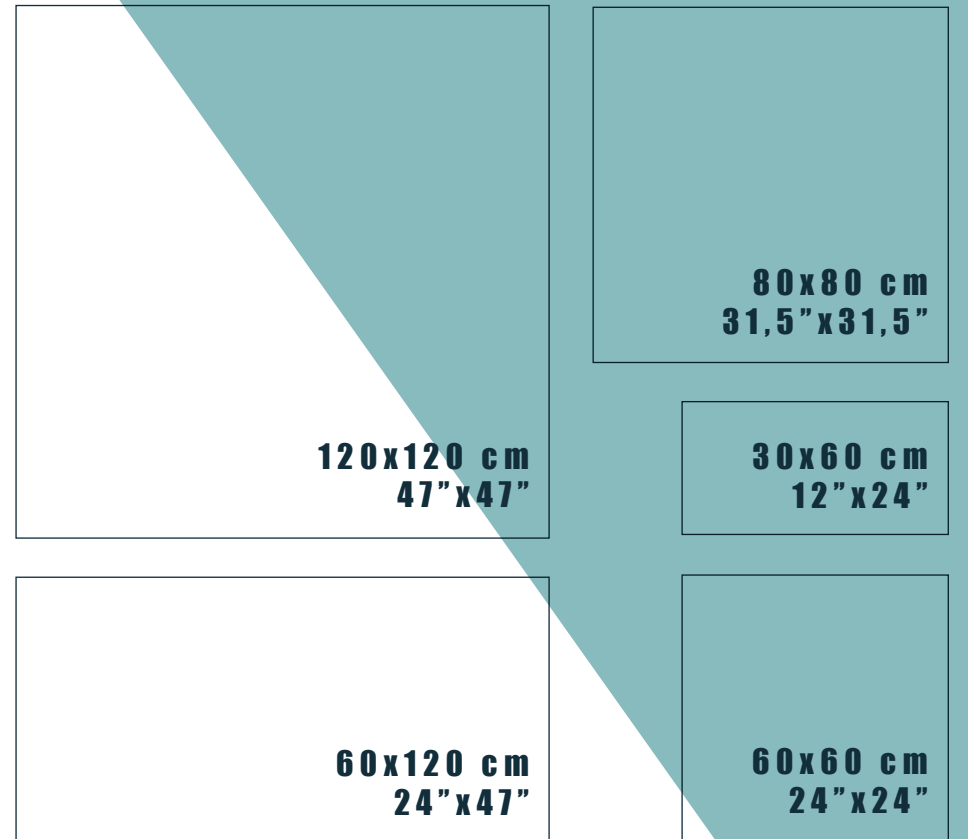
SYNCRO

DESIGN CONTEMPORANEO

gres fine porcellanato
FINE PORCELAIN STONEWARE

9 mm

FORMATI
SIZES



SUPERFICI
SURFACES

**soft
lappata/lapped
naturale/natural**


BORDO
EDGE

rettificato/rectified

WHITE



DARK



GREY



NATURAL



5

3
1

WHITE



SYNCRO WHITE

Tra le cromie proposte, la versione White svela l'anima più elegante della collezione che, grazie alla superficie Soft, ricrea un'atmosfera sofisticata ed impreziosisce il living in stile moderno. Caratterizzato dal grande formato e dalla raffinata finitura, il pavimento bianco in grès porcellanato crea la necessaria armonia che regala all'ambiente indoor una straordinaria piacevolezza estetica in grado di conciliare performance e funzionalità studiate per contesti sia residenziali che commerciali.

Of all the colours available, the White version is the most elegant of the collection. Thanks to its Soft surface, it creates a sophisticated atmosphere that adds a charming modern style to the living space. With its large format and refined finishing, the white porcelain stoneware flooring instils harmony by creating beautiful indoor spaces that combine performance and functionality and are ideal to suit any residential or commercial setting.

AMBIENTE REALIZZATO CON:
SETTING REALIZED WITH:
60x120 White Soft Rett.



WHITE



WHITE



DARK



AMBIENTE REALIZZATO CON:
SETTING REALIZED WITH:
80x80 Dark Lapp. Rett.
30x30 Decoro Syncro Soft Rett.



SYNCRO DECORO

La cura dei dettagli espressa attraverso gli elementi decorativi geometrici del rivestimento delle pareti verticali rende la superficie ceramica estremamente dinamica. Tutte le tonalità della gamma permettono, infatti, di comporre motivi e suggestive trame con effetti visivi tridimensionali per l'occhio dell'osservatore.


The carefully-thought details of the geometric decorations on the walls add great dynamism to the ceramic surfaces. All the different tones in this range allow to create different patterns and three-dimensional optical effects.



GREY



AMBIENTE REALIZZATO CON:
SETTING REALIZED WITH:
60x120 Grey Nat. Rett.
30x30 Mosaico Grey



GREY





SYNCRO NATURAL

La soluzione in colore Natural con decoro a parete diventa protagonista di aree dedicate all'accoglienza, spazi dell'ospitalità e luoghi per il benessere. La superficie dialoga con l'ambiente e permette anche una personalizzazione che valorizza la parete con un effetto geometrico che, grazie al dettaglio ceramico tridimensionale, offre composizioni e variazioni cromatiche di grande impatto. Grazie alla versatile gamma di colori gli elementi così composti disegnano suggestive ombre, forme e volumi che rendono il grès porcellanato una scultura/architettura.

The Natural chromatic solutions, with wall décor, is designed for reception and hospitality spaces as well as wellness areas. The surface complements the environment and allows for a high level of personalisation with geometric patterns on the walls that, thanks to the three-dimensional ceramic effect, offers a chromatic variation range of great visual impact. Thanks to the versatile range of colours, its elements design suggestive shadows, shapes and volumes that transform the fine porcelain stoneware in works of sculpture and architecture.

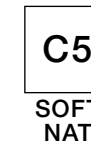
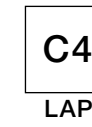
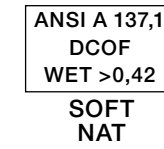
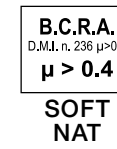
AMBIENTE REALIZZATO CON:
SETTING REALIZED WITH:
80x80 Natural Nat. Rett.
Decoro Syncro 30x30 Soft Rett.



NATURAL

SYNCRO

DESIGN CONTEMPORANEO
gres fine porcellanato
FINE PORCELAIN STONEWARE



9 mm



WHITE

DARK

GREY

NATURAL



120x120 cm - 47"x47" rett.

106263 White Soft
106260 Grey Soft
106261 Natural Soft
106259 Dark Soft
■ 148



60x120 cm - 24"x47" rett.

93217 White Nat. **93255** White Soft **93223** White Lapp.
93240 Grey Nat. **93237** Grey Soft **93222** Grey Lapp.
93244 Natural Nat. **93246** Natural Soft **93219** Natural Lapp.
93234 Dark Nat. **93214** Dark Soft **93220** Dark Lapp.
■ 117 ■ 117 ■ 144



80x80 cm - 31.5"x31,5" rett.

93202 White Nat. **93257** White Soft **93232** White Lapp.
93242 Grey Nat. **93239** Grey Soft **93231** Grey Lapp.
93243 Natural Nat. **93247** Natural Soft **93233** Natural Lapp.
93236 Dark Nat. **93205** Dark Soft **93229** Dark Lapp.
■ 117 ■ 117 ■ 144



60x60 cm - 24"x24" rett.

93211 White Nat. **93256** White Soft **93228** White Lapp.
93241 Grey Nat. **93238** Grey Soft **93227** Grey Lapp.
93245 Natural Nat. **93248** Natural Soft **93224** Natural Lapp.
93235 Dark Nat. **93208** Dark Soft **93225** Dark Lapp.
■ 100 ■ 100 ■ 123



30x60 cm - 12"x24" rett.


93389 White Nat. **93390** White Soft **93380** White Lapp.
93383 Grey Nat. **93384** Grey Soft **93377** Grey Lapp.
93385 Natural Nat. **93386** Natural Soft **93378** Natural Lapp.
93381 Dark Nat. **93382** Dark Soft **93376** Dark Lapp.
■ 83 ■ 83 ■ 101

SYNCRO

DESIGN CONTEMPORANEO

gres fine porcellanato
FINE PORCELAIN STONEWARE

MOSAICI mosaics



4,7x4,7 cm - 1,8"x18"
mosaico su rete
30x30 cm - 12"x12"

94989 White
94990 Grey
94993 Natural
94992 Dark
■ 189

DECORO decor

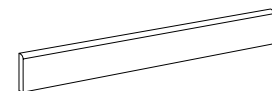


30x30 cm - 12"x12" rett.

*94038 Decoro Syncro Soft
■ 157

* **Versione decoro con più soggetti confezionati random**
* Decor version with multiple subjects, packaged randomly

PEZZI SPECIALI special pieces



Battiscopa
5,4x60 cm - 2"x24" Soft Rett.

● 13

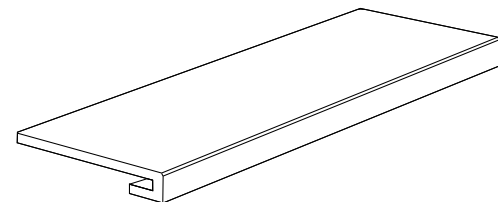
5,4x60 cm - 2"x24" Lapp. Rett.

● 18



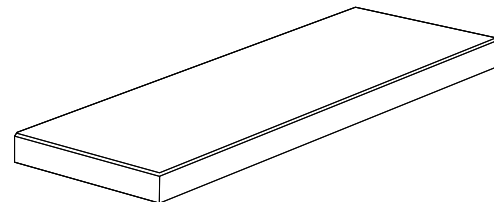
Gradino
30x60 cm - 12"x24"
Soft / Nat. Rett.

● 61



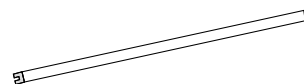
Gradone costa retta
33x120 cm - 13"x47" Nat./Soft

● 210



Gradone Angolare costa retta dx / sx
33x120 cm - 13"x47" Nat./Soft

● 223



Listello alluminio
1,5x100 cm - 0,6"x39"

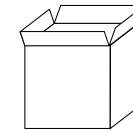
● 36

SYNCRO

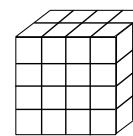
DESIGN CONTEMPORANEO

gres fine porcellanato
FINE PORCELAIN STONEWARE

IMBALLI packaging



| | 120x120 | 60x120 nat. | 60x120 lapp. | 80x80 nat. | 80x80 lapp. | 60x60 | 30x60 |
|----------------|---------|-------------|--------------|------------|-------------|-------|-------|
| Pc. | 2 | 2 | 2 | 2 | 2 | 3 | 6 |
| M ² | 2,88 | 1,44 | 1,44 | 1,28 | 1,28 | 1,08 | 1,08 |
| Kg | 58 | 31 | 30,5 | 26,2 | 25,50 | 22,5 | 21 |



| | 120x120 | 60x120 nat. | 60x120 lapp. | 80x80 nat. | 80x80 lapp. | 60x60 | 30x60 |
|---------------------|---------|-------------|--------------|------------|-------------|-------|-------|
| Colli boxes | 20 | 35 | 35 | 40 | 40 | 40 | 48 |
| Krt./Eur | | | | | | | |
| M ² | 57,6 | 50,4 | 50,4 | 51,2 | 51,2 | 43,2 | 51,84 |
| M ² /Eur | | | | | | | |
| Kg | 1160 | 1085 | 1067,5 | 1048 | 1020 | 900 | 1008 |
| Kg/Eur | | | | | | | |

CATEGORIE D'IMPIEGO use classes

C1 Piastrelle da pavimento consigliate per calpestio lieve
Floor tiles recommended for low traffic areas

C2 Piastrelle da pavimento consigliate per calpestio leggero
Floor tiles recommended for light traffic areas

C3 Piastrelle da pavimento consigliate per calpestio medio-leggero
Floor tiles recommended for medium-light traffic areas


C4 Piastrelle da pavimento consigliate per calpestio medio
Floor tiles recommended for medium traffic areas

LAPP.

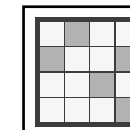
C5 Piastrelle da pavimento consigliate per calpestio intenso
Floor tiles recommended for heavy uses

SOFT
NAT


VARIAZIONI CROMATICHE colour variations




V1 **Aspetto uniforme**
Even appearance



V2 **Lieve variazione**
Light variation



V3 **Media variazione**
Medium variation



V4 **Intensa variazione**
Strong variation

È indispensabile all'atto della posa, prelevare le piastrelle da più confezioni.
It is necessary to take the tiles from several different boxes when laying them.

Note/Notes

I prodotti possono essere modificati da Fincibec senza preavviso, respingendo ogni responsabilità su possibili danni diretti o indiretti causati da potenziali modifiche.

Fincibec reserves the right to modify its products without prior notice and cannot be held liable for direct or indirect damage caused by such modifications.

Verificare sempre la correttezza delle informazioni e dei dati relativi a codici, imballaggi e pesi, consultando il listino prezzi in vigore.

Always refer to the price list in force to ensure correct information and data on codes, packaging, and weight.




















Le tonalità dei colori riportate nel catalogo sono indicative.

The colours shades, reported on the catalogue, are indicative.

CARATTERISTICHE TECNICHE / GRES FINE PORCELLANATO COLORATO IN MASSA

TECHNICAL SPECIFICATIONS / FULL-BODY COLOURED PORCELAIN STONeware - TECHNISCHE EIGENSCHAFTEN / DURCHFÄRBTES FEINSTEINZEUG - CARACTÉRISTIQUES TECHNIQUES / GRÈS FIN CÉRAMÉ COLORÉ EN MASSE - CARACTERÍSTICAS TÉCNICAS / GRES FINO PORCELÁNICO TEÑIDO EN MASA - ТЕХНИЧЕСКИЕ ХАРАКТЕРИСТИКИ / МЕЛКОЗЕРНИСТЫЙ КЕРАМОГРАНИТ, ОКРАШЕННЫЙ В МАССЕ

STANDARDS : UNI EN 14411 ANNEX G - B1a / UNI EN ISO 13006 ANNEX G - B1a

| CARATTERISTICHE TECNICHE TECHNICAL DATA TECHNISCHE DATEN CARACTÉRISTIQUES TECHNIQUES CARACTERÍSTICAS TÉCNICAS ТЕХНИЧЕСКИЕ ХАРАКТЕРИСТИКИ | TIPO DI PROVA STANDARD OF TEST NORME DU TEST TESTNORM TIPO DE PRUEBA TIPO TESTA | VALORI PRESCRITTI DALLE NORME INTERNATIONAL STANDARDS INTERNATIONALE NORMWERTE VALEURS PRÉVUES PAR LES NORMES VALORES PREVISTOS POR LAS NORMAS ПРЕДПОСМОТРЕНЫЕ СТАНДАРТАМ | | VALORE MEDIO CENTURY CENTURY AVERAGE VALUE CENTURY MITTELWERT VALEUR MOYENNE CENTURY VALOR MEDIO CENTURY СРЕДНЕЗНАЧЕНИЕ CENTURY | | |
|---|--|--|----------------------|--|--------|-------|
| | | REQUIREMENTS FOR NOMINAL SIZE N | | NAT. | SOFT | LAPP. |
| | | 7 cm ≤ N ≤ 15 cm | N ≥ 15 cm | | | |
|  LATI SIDES - SEITEN COTES - CANTOS РАЗМЕРЫ СТОРОН | EN ISO 10545-2 | ± 0,9 mm | ± 0,6% (± 2,0 mm) | CONFORME COMPLYING - ERFÜLLT CONFORME - CONFORME COOTBETCTBYET | | |
|  SPESORE THICKNESS - DICKE ÉPAISSEUR - ESPESOR ТОЛЩИНА | EN ISO 10545-2 | ± 0,5 mm | ± 5,0% (± 0,5 mm) | CONFORME COMPLYING - ERFÜLLT CONFORME - CONFORME COOTBETCTBYET | | |
|  RETTILINEITÀ DEGLI SPIGOLI STRAIGHTNESS OF SIDES - GERADLINIGKEIT DER KANTEN RECTITUDE DES ARÊTES - RECTITUD DE LOS CANTOS - КООСОУГОЛЬНОСТЬ | EN ISO 10545-2 | ± 0,75 mm | ± 0,5% (± 1,5 mm) | CONFORME COMPLYING - ERFÜLLT CONFORME - CONFORME COOTBETCTBYET | | |
|  ORTOGONALITÀ RECTANGULARITY - RECHTWINKLIGKEIT PERPENDICULARITÉ - ORTOGONALIDAD КРЯВЫХ СТОРОН | EN ISO 10545-2 | ± 0,75 mm | ± 0,5% (± 2 mm) | CONFORME COMPLYING - ERFÜLLT CONFORME - CONFORME COOTBETCTBYET | | |
|  PLANARITÀ SURFACE FLATNESS - EBENFLÄCHIGKEIT PLALETTE DE SURFACE - PLANEIDAD КРЯВЫХ НА ЛИЦЕВОЙ ПОВЕРХНОСТИ | EN ISO 10545-2 | ± 0,75 mm | ± 0,5% (± 2,0 mm) | CONFORME COMPLYING - ERFÜLLT CONFORME - CONFORME COOTBETCTBYET | | |
|  ASSORBIMENTO D'ACQUA WATER ABSORPTION - WASSERAUFNAHME ABSORPTION D'EAU - ABSORCIÓN DE AGUA ВОДОПОГЛОЩЕНИЕ | EN ISO 10545-3 | ≤ 0,5 % | | ≤ 0,1 % | | |
|  RESISTENZA ALLA FLESSIONE FLEXION RESISTANCE - BIEGEFESTIGKEIT RESISTENCIA A LA FLEXIÓN - RESISTENCIA A LA FLEXIÓN ПРЕДЕЛ ПРОЧНОСТИ ПРИ ИЗГИБЕ | EN ISO 10545-4 | S ≥ 1,300 N R ≥ 35 N/mm ² | | CONFORME COMPLYING - ERFÜLLT CONFORME - CONFORME COOTBETCTBYET | | |
|  RESISTENZA ALL'URTO IMPACT RESISTANCE - STOSSFESTIGKEIT RESISTANCE AUX CHOCES - RESISTENCIA A LOS GOLPES УДАРНОСТОЙКОСТЬ | EN ISO 10545-5 | VALORE DICHIARATO DECLARED VALUE - ANGEGEBENER WERT VALEUR DÉCLARÉE - VALOR DECLARADO - ЗАЯВЛЕННОЕ ЗНАЧЕНИЕ | | > 0,80 | | |
|  RESISTENZA ALL'ABRASIONE ABRASION RESISTANCE - ABRIEBFESTIGKEIT RESISTENCIA A L'ABRASION - RESISTENCIA A LA ABRASIÓN ПРОЧНОСТЬ НА ИСТИРАНИЕ | EN ISO 10545-6 | ≤ 175 mm ³ | | CONFORME COMPLYING - ERFÜLLT CONFORME - CONFORME COOTBETCTBYET | | |
|  COEFFICIENTE DI DILATAZIONE TERMICA LINEARE COEFFICIENT OF LINEAR THERMAL EXPANSION - LINEARER WÄRMEAUDEHNUNGSKOEFFIZIENT COEFFICIENT DE DILATATION THERMIQUE LINEAIRE - COEFFICIENTE DE DILATACIÓN TÉRMICA LINEAL КОЭФФИЦИЕНТ ЛИНЕЙНОГО ТЕРМИЧЕСКОГО РАСТЯЖЕНИЯ | EN ISO 10545-8 | VALORE DICHIARATO DECLARED VALUE - ANGEGEBENER WERT VALEUR DÉCLARÉE - VALOR DECLARADO - ЗАЯВЛЕННОЕ ЗНАЧЕНИЕ | | α = 6,7 × 10 ⁻⁶ / °C | | |
|  RESISTENZA AGLI SBALZI TERMICI RESISTANCE TO THERMAL SHOCKS - BESTÄNDIGKEIT GEGEN TEMPERATURSCHWANKUNGEN RESISTANCE AUX CHOCES THERMIQUES - RESISTENCIA A LOS CHOQUES TÉRMICOS СТОЙКОСТЬ К ПЕРЕПАДАМ ТЕМПЕРАТУРЫ | EN ISO 10545-9 | TEST SUPERATO SECONDO EN ISO 10545-1 TEST PASSED ACCORDING TO - TEST BESTANDEN NACH TEXTE DÉPASSÉ SELON - PRUEBA SUPERADA SEGUN ИСПЫТАНИЕ ПРОЙДЕНО В СООТВЕТСТВИИ С | | NESSUN DANNO NO DAMAGE - KEIN SCHADEN AUCUN DOMMAGE - NINGUN DAÑO БЕЗ ПОВРЕЖДЕНИЙ | | |
|  DILATAZIONE ALL'UMIDITÀ (IN MMM) MOISTURE EXPANSION (IN MMM) - FEUCHTIGKEITSBEDINGTE AUSDEHNUNG (IN MMM) DILATATION A L'HUMIDITÉ (EN MMM) - DILATACION CON LA HUMEDAD (EN MMM) ВЛАЖНОСТНОЕ РАСТЯЖЕНИЕ (В MMM) | EN ISO 10545-10 | VALORE DICHIARATO DECLARED VALUE - ANGEGEBENER WERT VALEUR DÉCLARÉE - VALOR DECLARADO - ЗАЯВЛЕННОЕ ЗНАЧЕНИЕ | | MAX 0,1 mm / m | | |
|  RESISTENZA AL GELO FROST RESISTANCE - FROSTBESTÄNDIGKEIT RESISTANCE AU GEL - RESISTENCIA AL HIELO МОРОЗОСТОЙКОСТЬ | EN ISO 10545-12 | TEST SUPERATO SECONDO EN ISO 10545-1 TEST PASSED ACCORDING TO - TEST BESTANDEN NACH TEXTE DÉPASSÉ SELON - PRUEBA SUPERADA SEGUN ИСПЫТАНИЕ ПРОЙДЕНО В СООТВЕТСТВИИ С | | NESSUN DANNO NO DAMAGE - KEIN SCHADEN AUCUN DOMMAGE - NINGUN DAÑO БЕЗ ПОВРЕЖДЕНИЙ | | |
|  RESISTENZA AI PRODOTTI CHIMICI USO DOMESTICO E ADDITIVI PER PISCINA RESISTANCE TO HOUSEHOLD AND SWIMMING POOL CHEMICAL PRODUCTS - BESTÄNDIGKEIT GEGEN HAUSHALTSGEBRAUCH UND ZUSATZSTOFFE FÜR SWIMMINGPOOLS - RESISTANCE AUX PRODUITS CHIMIQUES USAGE DOMESTIQUE ET ADDITIFS POUR PISCINE - RESISTENCIA A LOS PRODUCTOS QUÍMICOS DE USO DOMÉSTICO Y ADITIVOS PARA PISCINA - СТОЙКОСТЬ К ДЕЙСТВИЮ БЫТОВЫХ ХИМИЧЕСКИХ СРЕДСТВ, ДОБАВКАМ В БАССЕЙНЫ | EN ISO 10545-13 | UB MIN | | CONFORME COMPLYING - ERFÜLLT CONFORME - CONFORME COOTBETCTBYET | | |
|  RESISTENZA A BASSE CONCENTRAZIONI DI ACIDI E ALCALI RESISTANCE TO LOW CONCENTRATIONS OF ACIDS AND ALKALI - BESTÄNDIGKEIT BEI NIEDRIGEN KONZENTRATIONEN VON SÄUREN UND LAUGEN - RESISTENCIA A BAJAS CONCENTRACIONES D'ACIDES ET ALCALIS - RESISTENCIA A BAJAS CONCENTRACIONES DE ÁCIDOS Y ÁLCALIS - СТОЙКОСТЬ К ДЕЙСТВИЮ НИЗКИХ КОНЦЕНТРАЦИЙ КИСЛОТ И ЩЕЛОЧЕЙ | EN ISO 10545-13 | VALORE DICHIARATO DECLARED VALUE - ANGEGEBENER WERT VALEUR DÉCLARÉE - VALOR DECLARADO - ЗАЯВЛЕННОЕ ЗНАЧЕНИЕ | | CONFORME COMPLYING - ERFÜLLT CONFORME - CONFORME COOTBETCTBYET | | |
|  RESISTENZA AD ALTE CONCENTRAZIONI DI ACIDI E ALCALI RESISTANCE TO HIGH CONCENTRATIONS OF ACIDS AND ALKALI - BESTÄNDIGKEIT BEI HOHEN KONZENTRATIONEN VON SÄUREN UND LAUGEN - RESISTENCIA A ALTAS CONCENTRACIONES D'ACIDES ET ALCALIS - RESISTENCIA A ALTAS CONCENTRACIONES DE ÁCIDOS Y ÁLCALIS - СТОЙКОСТЬ К ДЕЙСТВИЮ ВЫСОКИХ КОНЦЕНТРАЦИЙ КИСЛОТ И ЩЕЛОЧЕЙ | EN ISO 10545-13 | VALORE DICHIARATO DECLARED VALUE - ANGEGEBENER WERT VALEUR DÉCLARÉE - VALOR DECLARADO - ЗАЯВЛЕННОЕ ЗНАЧЕНИЕ | | CONFORME COMPLYING - ERFÜLLT CONFORME - CONFORME COOTBETCTBYET | | |
|  RESISTENZA ALLE MACCHIE RESISTANCE TO STAINS - FLECKENBESTÄNDIGKEIT RESISTANCE AUX TACHES - RESISTENCIA A LAS MANCHAS УСТОЙЧИВОСТЬ К ПЯТНООБРАЗОВАНИЮ | EN ISO 10545-14 | VALORE DICHIARATO DECLARED VALUE - ANGEGEBENER WERT VALEUR DÉCLARÉE - VALOR DECLARADO - ЗАЯВЛЕННОЕ ЗНАЧЕНИЕ | | CONFORME COMPLYING - ERFÜLLT CONFORME - CONFORME COOTBETCTBYET | | |
|  CESSIONE DI PIOMBO E CADMIO LEAD AND CADMIUM DISCHARGE - ABGABE VON BLEI UND CADMIUM PERTE DE PLOMB ET CADMIUM - CÉSION DE PLOMO Y CADMIO ВЫДЕЛЕНИЕ СВИНЦА И КАДМИЯ | EN ISO 10545-15 | VALORE DICHIARATO DECLARED VALUE - ANGEGEBENER WERT VALEUR DÉCLARÉE - VALOR DECLARADO - ЗАЯВЛЕННОЕ ЗНАЧЕНИЕ | | < AL LIMITE DI RILEVAMENTO < THAN INSTRUMENT LIMIT - <MESSBARES WERT < LIMITE DE L'INSTRUMENT < LIMITE DEL INSTRUMENTO < НА ПРЕДЕЛЕ ОПРЕДЕЛИМОСТИ | | |
|  SCIVOLOSITÀ SKID RESISTANCE - RUTSCHWERT GLISSANCE - ADHERENCIA СКОЛЬЗКОСТЬ | DM. 236/89 BCRA | > 0,40 | | > 0,40 | > 0,40 | - |
| | ANSI 137.1 | WET DCOF > 0,42 | | > 0,42 | > 0,42 | - |
| | DIN 51130 | - | | R10 | R9 | - |
| | DIN 51097 | - | | A+B A+B (mosaico 4,7x4,7) | - | - |

PER I CERTIFICATI SPECIFICI, E VALORI PUNTUALI, CONTATTARE FINOBECC SPA - FOR SPECIFIC CERTIFICATES AND DATA, CONTACT FINOBECC S.P.A. - FÜR SPEZIELLE ZERTIFIKATE UND PUNKTWERTE, FINOBECC S.P.A. KONTAKTIEREN - POUR LES CERTIFICATS SPÉCIFIQUES ET LES VALEURS PONCTUELLES, CONTACTER FINOBECC S.P.A. - PARA LOS CERTIFICADOS ESPECÍFICOS Y LOS VALORES CONCRETOS, CONTACTE CON FINOBECC S.P.A. - ВО ВОПРОСАМ СПЕЦИАЛЬНЫХ СЕРТИФИКАТОВ И ПОКАЗАТЕЛЕЙ СВЯЖИТЕСЬ С FINOBECC SPA.

ESCLUSO PEZZI SPECIALI ED ELEMENTI DECORATIVI - WITH THE EXCEPTION OF SPECIAL PIECES AND DECORS



**RECYCLED
CONTENT**



CE
EN 14411



FINCIBEC S.p.A. socio di :

